






## Moving heads


Art.n	SPECIFIKATION				
A-Sun120	<b>LED 120W wash surface zoom light</b>	<p>Power supply: AC100V-240V 50-60Hz                      Maximum power: 180W                      Light source: 1*120W dual color temperature white OSR lamp bead                      Color temperature: 2500K-5600K                      Lamp bead lifespan: 50000 hours                      Spot angle: 4.5° -45°                      Control mode: DMX512, voice control, self-propelled                      Channel mode: 23CH                      Supports RDM function, English display, reversible display, strobe: 1-20Hz, dimming: 0-100% (16bit), working environment temperature: 0° C-45° C, efficient heat dissipation system, full temperature monitoring, automatic over temperature adjustment protection, no risk of lamp bead damage, intelligent speed regulation fan                      Dimension:22*15*26cm                      Weight:3KG</p>	/		
A-EYE740	<b>LED 7 *40W wash RGBW moving head</b>	<p>Voltage: AC100V-240V 50-60Hz                      Rated Power: 350W                      Light Source: 7x40W RGBW 4in1 LEDs                      Color Temperature: 2800K-8500K                      Led Lifetime: 50000 hours                      Display: Colorful display                      Iris Angel: 4.5°-45°                      Control: DMX512, Sound Control, Auto Run                      Channels: 11CH/17CH                      Pan: 540°                      Tilt: 270°                      Strobe: 1-25pcs/second, random                      Effects: CTO, Wash, Beam, Zoom and RGBW Full Colors Control                      Dimension:340*273*170mm                      NW:5.75 kgs</p>	/		
A-EYE740p	<b>pixel control LED 7 *40W wash RGBW moving head</b>	<p>Voltage: AC100V-240V 50-60Hz                      Rated Power: 350W                      Light Source: 7x40W RGBW 4in1 LEDs                      Color Temperature: 2800K-8500K                      Led Lifetime: 50000 hours                      Display: Colorful display                      Iris Angel: 4.5°-45°                      Control: DMX512, Sound Control, Auto Run                      Channels: 11CH/17CH                      Pan: 540°                      Tilt: 270°                      Strobe: 1-25pcs/second, random                      Effects: CTO, Wash, Beam, Zoom and RGBW Full Colors Control                      Dimension:340*273*170mm                      NW:5.75 kgs</p>	/		


A-ZOOM1915	<b>19 *15W aura LED RGBW wash moving head</b>	<p>Light Source:19pcs 15W/12W high-brightness OSRAM RGBW 4 in 1 LED, 100,000hours life span, low power consumption  Voltage: AC 90-240V / 50-60Hz  Power Consumption 250W  Strobe:1-25 times / sec  Dimming:0 - 100% linear dimming  Zoom:3-phase motor, 8 degree – 60 degrees zoom effect  Channel:16/24 DMX CH  Control :DMX512 / Master-Slave / Auto / Sound  X/Y Movement  Horizontal Scanning 540 degree, 16 bit trimming  Vertical Scanning 270 degree, 16 bit trimming  Scan position memory, automatic error correction reset function  Display :English blue LCD display  IP Rating:IP20  Product size:264 * 183 * 340mm  NW:8.5KG</p>	/		
A-MW3610	<b>36*10W LED RGBW 4in1 Moving Head Light with Zoom</b>	<ol style="list-style-type: none"> <li>1.Voltage: AC90V-240V 50-60HZ</li> <li>2.Power Consumption: 400W</li> <li>3.Light Source: 36*10W LED(4 in 1 RGBW)</li> <li>4.Control Signal: DMX512 15CH/16CH/22CH/23CH/17CH/24CH</li> <li>5.Beam Angle: with the automatical focus to adjust the beam angle</li> <li>6.Function: master and slave/sound control/auto running/DMX 512</li> <li>7.Carton size:70*41*51cm</li> <li>8.GW:20KG 2PCS</li> </ol>	/		
A-EYE1920A	<b>19*20W bee eye pixel control wash RGBW 4IN1 ZOOM moving head</b>	<p>Voltage: AC100-240V, 50/60Hz  Power supply :380W  Light source: 19pcs 20W OSRAM RGBW4 in1 LED beads  Color temperature: 2500-8000K  Three operating modes: beam effect and digital effect (Vortex, kaleidoscope effect)  Channel: 21CH/23CH/35CH/78CH/92CH/97CH/99CH (<b>clay paky K10 Channel</b>)  Function: Bi-directional rotation of the front lens, seamless splicing of the mirror disc, aspherical surface  Lens structure, intelligent dyeing effect, beam edge feather effect  0-100% linear dimming, speed adjustable stop/strobe effect, With instant off light, dark field function, and focusing function  The front lens disc can rotate in both directions (with adjustable speed),Single point control with built-in multiple program effects,Control and programming,  DMX512, 3/5-pin XLR one in one out interface  Button:Standard Baiqi button, 1:1 Baiqi channel  Power connection: specially designed one in one out power interface with lock  Display: Chinese and English LCD touch color screen, capable of reversing 180 ° display  IP: IP20  Package Size: 485x400x355mm  Weight: 19kg</p>	/		
A-EYE1920	<b>19*20W bee eye pixel control +Bee eye spin+ zoom +wash RGBW 4IN1 ZOOM bee eyes wash moving</b>	<p>Power input: AC100-240V50/60HZ  Maximum power: 450W  Beam divergence angle: 8-45 degrees  DMX channels: 23/35/101/channel  Light source: 19 four-in-one (Tianxin 15W)  Control: USITDMX-512  Control mode: DMX automatic operation  Operation mode: master-slave synchronization, single self-propelled, voice control  Signal input/output: 3-pin Caron seat  Lamp shell material: plastic shell + aluminum plate Features: integrated motherboard design, solves the problems of cigarette oil, color paper, etc., can independently control lamp beads, horse racing effect, whirlpool effect, etc., built-in and other rich effects, product built-in RDM remote console dial function  Package size: 52.5 * 42.5 * 34  Rating: IP 12  Net weight: 14KG  Gross weight: 15.5KG</p>	/		


A-BL120	<b>LED 120W beam moving head</b>	<p>Voltage: AC90V-240V 50-60HZ          Light source: single 100W LED          Total power: 200W          Operation mode: DMX512, voice control, self-walking, master-slave control channel: 12/20 channels          Horizontal scanning Angle: 540 degrees Vertical scanning Angle: 270 degrees          Color disk: 8 colors + white light signal connection line: 3-pinXLR pattern: - One rotation pattern disk and one fixed pattern disk with bidirectional variable speed flow effect</p>	/		
---------	----------------------------------	---	---	--	---


A-BRGB300	<b>LED BEAM 300W module+strips LED RGB circle</b>	<p>Light source power: LED 300W          Lens peripheral auxiliary light: 31 x0.5W RGB three-in-one LEDs          Color wheel: a color wheel, each color wheel consists of 13 color chips + white light;          Pattern plate: 11patterns + white circle effect;          Prism: 12+6 prism          Independent atomizing plate + colorful plate          DMX channels: 22 DMX channels          Lens group optical system, motorized focus, beam angle 2.8°;          Horizontal 540°, resolution 8Bit/16Bit;          Vertical 270°, resolution 8Bit/16Bit;          Overheating protection;          Control mode: DMX512/master-slave/automatic;          Display screen: 1.8-inch color screen, can be displayed upright/inverted, Chinese and English cut          With RDM function          Protection Rate: IP20          LED 250W 3in1 Beam Spot          Wash Moving Head          Lamp size: 29.6cm x22.4cm x49.5cm</p>	/		
-----------	---	--	---	--	---



A-BRGB380	<b>LED BEAM 380W module+strips LED RGB circle</b>	<p>Light source power: LED 380W          Lens peripheral auxiliary light: 31 x0.5W RGB three-in-one LEDs          Color wheel: a color wheel, each color wheel consists of 13 color chips + white light;          Pattern plate: 11patterns + white circle effect;          Prism: 12+6 prism          Independent atomizing plate + colorful plate          DMX channels: 22 DMX channels          Lens group optical system, motorized focus, beam angle 2.8°;          Horizontal 540°, resolution 8Bit/16Bit;          Vertical 270°, resolution 8Bit/16Bit;          Overheating protection;          Control mode: DMX512/master-slave/automatic;          Display screen: 1.8-inch color screen, can be displayed upright/inverted, Chinese and English cut          With RDM function          Protection Rate: IP20          LED 250W 3in1 Beam Spot          Wash Moving Head          Lamp size: 29.6cm x22.4cm x49.5cm</p>	/		
-----------	---	--	---	--	---



A-CMY400	<p><b>LED 440W BSW</b>  <b>3in1 Beam+Spot</b>  <b>+Wash+CMY+ CTO</b>  <b>moving head</b></p>	<p>Color temperature: 8000K  Color rendering index: 75  Input voltage: AC110V-240V/50-60HZ  Light source specification:400W  Light source life: 50000 hours  Lumen illuminance: 4 meters 80,000 lm  Rated power: 430W/450W  Channel mode: 22 channels  Horizontal scan: 540 degrees (16bit precision scan) electronic error correction  Vertical scanning: 270 degrees (16bit precision scanning) electronic error correction  Dimming system: 0-100% linear adjustment  Focusing system: linear adjustment from 4 meters to 50 meters  Atomization system: 1 independent atomization effect, soft and natural light spot  Magnification angle: 4-35 degrees  High-speed strobe: 0-30 times/sec. Adjustable speed strobe effect. Strobe macro function  Color: 12 colors + white light. Color half-color function  Color system: independent CMY+CTO color mixing system.  Fixed patterns: 12 fixed patterns + white light  Rotating pattern: 7 glass patterns, each glass pattern can be independently forward and reverse  Prism system: standard single 6-row prism and 8+8 prism, each prism can be independently forward and reverse  Macro function: console reset function, self-propelled mode, master-slave mode  Display mode: LCD display, key + touch dual operation mode  Control signal: International standard DMX512. With RDM function, online software upgrade is available, dial address code  Cooling method: Adopt axial fan to enhance cooling  Safety device: with electronic temperature control overheating protection, electronic temperature control automatic power-off protection when the overheating system fails  Appearance material: high temperature resistant plastic  Working environment: -20 degrees, 40 degrees  Protection level: IP20</p>	/	
----------	--	---	---	---


A-BSWL300	<p><b>LED 300W</b>  <b>beam spot wash 3</b>  <b>in 1 zoom + 135pcs</b>  <b>0.5W RGB LED</b>  <b>circle</b></p>	<p>Input voltage: AC110V-240V/50-60HZ  Light source life: 50000 hours  Color temperature: 8000K  Color rendering index: 75  Lumen illuminance: 4 meters 80,000 lm  Rated power: 380W  Light source : 280W white LED and 135pcs 0.5W RGB LED as the light source  beam angle: 6°-28°beam angle  Pan/Tilt rotation chooses three-phase motor which can respond speedily and smoothly .  0-20HZ strobe、pulse strobe、oblique ascension  strobe、oblique fall strobe、random strobe. colorful  effect filter  Frost filter for wash effect  Prism:8 facet and 6 facet rotatable prisms fan cooling(fan speed up as per temperature gobo wheel: one fixed gobo wheel , one rotating gobo wheel ,one color wheel , one 8 facet rotating prism ,one 6 fact linear rotating prism ,one frost filter and colorful filter which make excellent brightness output ,This product also owns 3 LED rings with 135pcs 0.5W RGB to bring 3D effect .DMX control ,its also has RDM function .  Light size:54*32*31  Weight: 13KG</p>	/	
-----------	--	--	---	--


A-BSW250	<p><b>LED 250W 3in1</b>  <b>Beam Spot</b>  <b>Wash Moving</b>  <b>Head</b></p>	<p>Input voltage: AC110V-240V / 50-60Hz  Light source: LED 250W  Life time: 50000 hours  Rated power: 300 W  Channel mode: 17CH  Pan/Tilt movement: 540°/270°, adopting a function which resets 16bit accurately and automatically  Dimmer: 0-100%, electronic linear dimming  Frost : 1 independent frost lens, soft and natural light spot  Zoom range: 9-30 degrees  Strobe: 1-25Hz, strobe speed adjustable  Color: 9 colors + white light  Fixed gobo wheel: 9 gobos + white light  Rotation gobo wheel: 7 glass gobos + white light, each glass gobos can independently rotate forward and backward  Prism: 3 prisms, independent rotation forward and backward  Working mode: DMX512 control, Auto mode, master/slave mode  RDM Display: LCD  Control signal: international standard DMX512.With the RDM function, you can upgrade software  online and dial address codes  Cooling: Active fan  Material: Aluminum, copper, steel, plastic  Working environment :-20 degrees ~ 40 degrees  Protection level: IP20  Product size: 300*205*540mm  Net weight: 13kg</p>	/	
----------	--	--	---	---

A-BSW150	<p><b>LED 150W 3in1 Beam Spot Wash Moving Head</b></p>	<p>Technical Specifications:  Voltage: AC100-240V,50/60Hz  Power: 280W  Led source: 150W White LED  Color Temperature: 7500K-8000K  Led Life Time: 50000 Hours  Channel: 18 DMX channel  Control: DMX/Master-slave/Auto/Sound activated  Pan: 540 degree + fine  Tilt: 270 degree + fine  Zoom range: 8-17°  Dimmer: 0-100% smooth linear dimmer  Strobe: 1-25 Hz with pulse effect  Color Wheel: 9 colors + open, with rainbow effect  Static Gobo Wheel: 10 gobos + open, with rotation and running water effect  Rotation gobo wheel: 6 gobos+open  Prism: 3 facet prism with bi-direction rotating  Frost: With frost effect  Display: LCD display, can adjust 180 degree to fit different installation position  Product size: 275×200×475mm  Packing size: 475x365x360mm(1PC/CTN )  N.W: 9kg  G.W: 12kg</p>	/	
----------	--	---	---	---

A-FB150	<p><b>LED 150W 1 lift + 1 football beam light</b></p>	<p>1 lift + 1 football light  Machine parameters:  Voltage: AC90-240V, 50/60Hz  Total power: 150W  Working environment: indoor, 5°C~45°C  Machine control mode: DMX-512, 20CH/56CH Net weight: 5kg</p> <p>Lifting host parameters:  Power: maximum power 150W (including football lights)  Control Mode: DMX-512  Maximum load: 2kg, running speed: 0.5m/s Lifting stroke:1-4 meters, accept special order. Net weight: 4kg</p> <p>Football light parameters:  Beam light source: 12x20W RGBW four colors  The diameter of the whole ball is 20cm  The diameter of the light exit hole is 70mm Net weight: 1kg</p>	/	 
---------	---	--	---	--

A-Ball150	<p><b>LED 150W 1 lift + 1 LED ball light</b></p>	<p>1 lift +1 LED ball  Machine parameters:  Voltage :AC90-240V, 50/60Hz  Total power :150W  Working environment: indoor, 5°C~45°C  Control mode :DMX-512,20CH/56CH  Net weight: 6.5kg</p> <p>Lifting host parameters:  Power: Max power 100W(including ball)  Control mode :DMX-512  Maximum load :2kg  Lift stroke :1-4 meters, accept special order. Net weight :4kg</p> <p>LED Ball parameters:  Light source :6x15W RGBW four colors  Size: 30cm  Net weight :2.5kg</p>	/	 
-----------	--	---	---	---

A-TB30	<p><b>LED 36W 1 lift + Pixel tube light</b></p>	<p>1 lift +1 LED tube  Voltage: AC90-240V, 50/60Hz  Total power: 150W  Working environment: indoor, 5°C~45°C  Machine control mode: DMX-512, 20CH/56CH Net weight: 5kg</p> <p>Lifting host parameters:  Power: maximum power 100W (including tube lights)  Control Mode: DMX-512  Maximum load: 2kg, running speed: 0.5m/s Lifting stroke: 1-4 meters, accept special order. Net weight: 4kg</p> <p>tube light parameters:  power: 36W RGBW 4 in1  Size: 100*50MM  Net weight: 0.5kg</p>	/	
--------	---	--	---	---

A-TB150	<p><b>LED 150W triangle light</b></p>	<p>LED triangle light  Light source: 960 pieces, 5050RGB, three in one  Size: 800 * 800cm  LED triangular tube  Light source: 3 * 144 5050RGB three in one  Size: 100 * 4cm/piece</p> <p>Elevator  Activity itinerary: 4 meters  Maximum bearing capacity: ≤ 1.5KG  Speed: ≤ 0.5m/s  Control mode: DMX512/Artnet mode  Channel: 11/147 channels available</p> <p>Voltage: AC100V-240V/50-60HZ  Power: 150W  Protection level: IP20  Fall protection: physical braking, electronic protection  Installation method: vertical lifting  Size: 170 * 130 * 330mm  Net weight: 5KG</p>	/	
---------	---------------------------------------	---	---	--

--	--	--	--	--